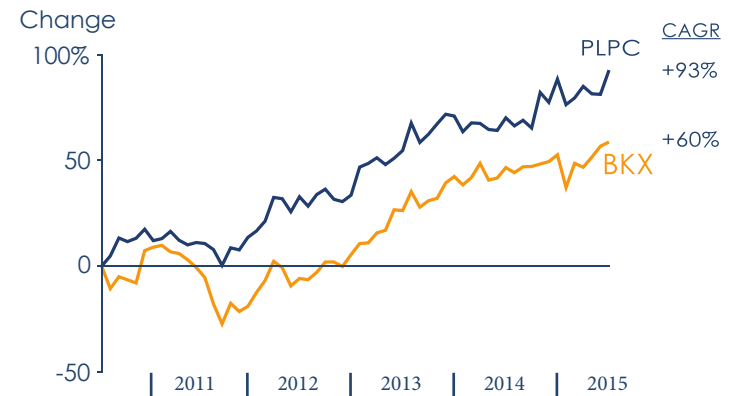


PrecisionLender Clients Outperform Peers

Overview

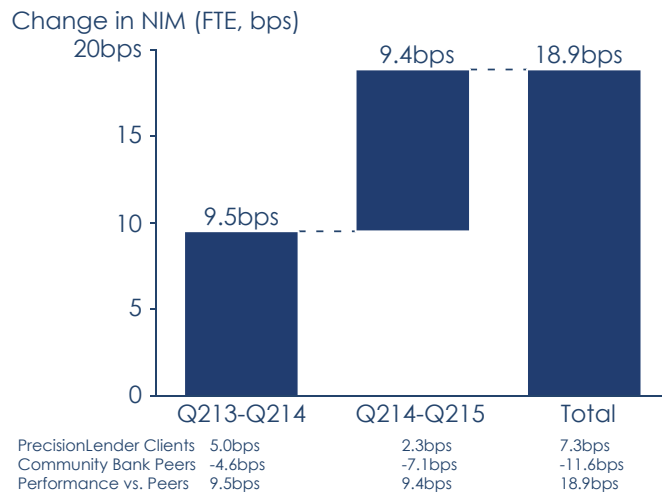
- ▶ PrecisionLender publicly traded clients have achieved 93% growth in market capitalization over the last 5 years versus the KBW NASDAQ Bank Index's 60%
- ▶ All clients over \$1B in assets improved their NIM by 18.9bps versus their peers over the last 2 years after implementing PrecisionLender
- ▶ All clients over \$1B in assets outgrew their peers by 5.7% over the last 2 years after implementing PrecisionLender

Clients Outperform The BKX Index



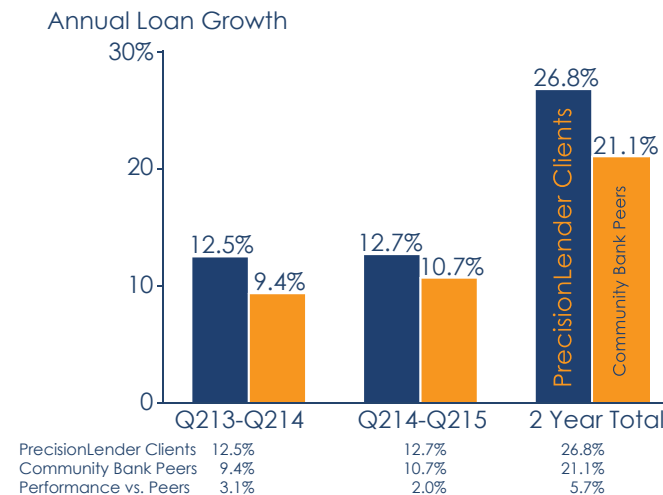
PLPC: a market cap weighted composite index of all PrecisionLender publicly traded clients
BKX: the KBW NASDAQ Bank Index

Clients Outperform Peers in NIM Improvement



All PrecisionLender clients over \$1B in assets, who were clients for the full period covered, versus community banks over \$1B and less than \$50B in assets. Source: SNL Financial

Clients Outperform Peers in Loan Growth



All PrecisionLender clients over \$1B in assets, who were clients for the full period covered, versus community banks over \$1B and less than \$50B in assets. Source: SNL Financial